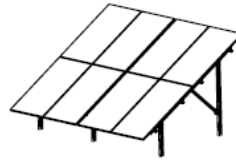



Instruction number
N2V_U-STRONG_V1
Release date
08.11.2024



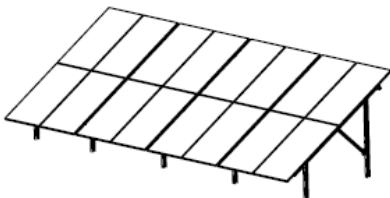

4 PANELS



8 PANELS




12 PANELS



16 PANELS



	<b>N2V</b> U-STRONG	<b>MANUAL</b>	<b>WIND 28 m/s</b> <b>SNOW 1,6 kN/m<sup>2</sup></b>	Instruction number
				N2V_U-STRONG_V1
				Release date
				08.11.2024

## UK

### Technical Information:

Average wind speed: 28 m/s

Snow load: 1.6 kN/m<sup>2</sup>

Characteristic resultant pressure: 2,086 kN/m<sup>2</sup>

### Important:

Before assembly, verify that the construction meets local requirements, considering environmental exposure specific to the location. Consultation with a licensed structural engineer is required

## PL

### Informacje techniczne:

Średnia prędkość wiatru: 28 m/s

Obciążenie śniegiem: 1,6 kN/m<sup>2</sup>

Charakterystyczne ciśnienie wypadkowe: 2,086 kN/m<sup>2</sup>

### Ważne:

Przed montażem należy sprawdzić, czy konstrukcja spełnia wymagania lokalne, uwzględniając ekspozycję na warunki środowiskowe w danej lokalizacji. Wymagana konsultacja z uprawnionym projektantem budowlanym.

## DE

### Technische Informationen:

Durchschnittliche Windgeschwindigkeit: 28 m/s

Schneelast: 1,6 kN/m<sup>2</sup>

Charakteristischer resultierender Druck: 2,086 kN/m<sup>2</sup>

### Wichtig:

Vor der Montage ist zu prüfen, ob die Konstruktion die örtlichen Anforderungen erfüllt, wobei die Umwelteinflüsse am jeweiligen Standort zu berücksichtigen sind. Eine Beratung durch einen zugelassenen Bauingenieur ist erforderlich.

## FR

### Informations techniques:

Vitesse moyenne du vent : 28 m/s

Charge de neige : 1,6 kN/m<sup>2</sup>

Pression caractéristique résultante : 2,086 kN/m<sup>2</sup>

### Important

Avant le montage, vérifiez que la construction répond aux exigences locales, en tenant compte de l'exposition aux conditions environnementales spécifiques à l'emplacement. Une consultation avec un ingénieur en structure agréé est requise.

## IT

### Informazioni tecniche:

Velocità media del vento: 28 m/s

Carico neve: 1,6 kN/m<sup>2</sup>

Pressione caratteristica risultante: 2,086 kN/m<sup>2</sup>

### Importante:

Prima del montaggio, verificare che la struttura soddisfi i requisiti locali, tenendo conto dell'esposizione alle condizioni ambientali specifiche della posizione. È richiesta la consulenza di un ingegnere strutturale autorizzato.

## CS

### Technické informace:

Průměrná rychlost větru: 28 m/s

Sněhové zatížení: 1,6 kN/m<sup>2</sup>

Charakteristický výsledný tlak: 2,086 kN/m<sup>2</sup>

### Důležité:

Před montáží zkontrolujte, zda konstrukce splňuje místní požadavky s ohledem na vystavení konkrétním environmentálním podmínkám v dané lokalitě. Je vyžadována konzultace s autorizovaným stavebním inženýrem.

## SK

### Technické informácie:


Priemerná rýchlosť vetra: 28 m/s

Zaťaženie snehom: 1,6 kN/m<sup>2</sup>

Charakteristický výsledný tlak: 2,086 kN/m<sup>2</sup>

### Dôležité:

Pred montážou skontrolujte, či konštrukcia spĺňa miestne požiadavky, pričom zohľadnite vystavenie špecifickým environmentálnym podmienkam danej lokality. Je potrebná konzultácia s autorizovaným stavebným inžinierom.

	<b>N2V</b> U-STRONG	<b>MANUAL</b>	<b>WIND 28 m/s</b> <b>SNOW 1,6 kN/m<sup>2</sup></b>	Instruction number
				N2V_U-STRONG_V1
				Release date
				08.11.2024

## ES

### Información técnica:

Velocidad media del viento: 28 m/s

Carga de nieve: 1,6 kN/m<sup>2</sup>

Presión característica resultante: 2,086 kN/m<sup>2</sup>

### Importante:

Antes del montaje, verifique que la construcción cumpla con los requisitos locales, teniendo en cuenta la exposición a las condiciones ambientales específicas de la ubicación. Se requiere la consulta con un ingeniero estructural autorizado.

## PT

### Informações técnicas:

Velocidade média do vento: 28 m/s

Carga de neve: 1,6 kN/m<sup>2</sup>

Pressão característica resultante: 2,086 kN/m<sup>2</sup>

### Importante:

Antes da montagem, verifique se a estrutura atende aos requisitos locais, considerando a exposição às condições ambientais específicas do local. É necessária a consulta com um engenheiro estrutural licenciado.

## RO

### Informații tehnice:

Viteza medie a vântului: 28 m/s

Încărcare de zăpadă: 1,6 kN/m<sup>2</sup>

Presiunea caracteristică rezultantă: 2,086 kN/m<sup>2</sup>

### Important:

Înainte de montaj, verificați dacă structura îndeplinește cerințele locale, luând în considerare expunerea la condițiile de mediu specifice locației. Este necesară consultarea unui inginer constructor autorizat.

## NL

### Technische informatie:

Gemiddelde windsnelheid: 28 m/s

Sneeuwbelasting: 1,6 kN/m<sup>2</sup>

Kenmerkende resulterende druk: 2,086 kN/m<sup>2</sup>

### Belangrijk:

Controleer vóór de montage of de constructie voldoet aan de lokale vereisten, rekening houdend met de blootstelling aan specifieke omgevingsomstandigheden op de locatie. Overleg met een erkende bouwkundig ingenieur is vereist.

## SV

### Teknisk information:

Genomsnittlig vindhastighet: 28 m/s

Snölast: 1,6 kN/m<sup>2</sup>

Karakteristiskt resultattryck: 2,086 kN/m<sup>2</sup>

### Viktigt:

Innan montering, kontrollera att konstruktionen uppfyller lokala krav med hänsyn till exponering för miljöförhållanden på platsen. Rådgör med en behörig byggnadsingenjör.

## HU

### Műszaki információk:

Átlagos szélsősebesség: 28 m/s

Hóterhelés: 1,6 kN/m<sup>2</sup>

Jellemző eredő nyomás: 2,086 kN/m<sup>2</sup>

### Fontos:

A szerelés előtt ellenőrizze, hogy a szerkezet megfelel-e a helyi követelményeknek, figyelembe véve a helyi környezeti feltételeket. Konzultáció egy engedéllyel rendelkező építési mérnökkel szükséges.

## EL

### Τεχνικές πληροφορίες:

Μέση ταχύτητα ανέμου: 28 m/s

Φορτίο χιονιού: 1,6 kN/m<sup>2</sup>

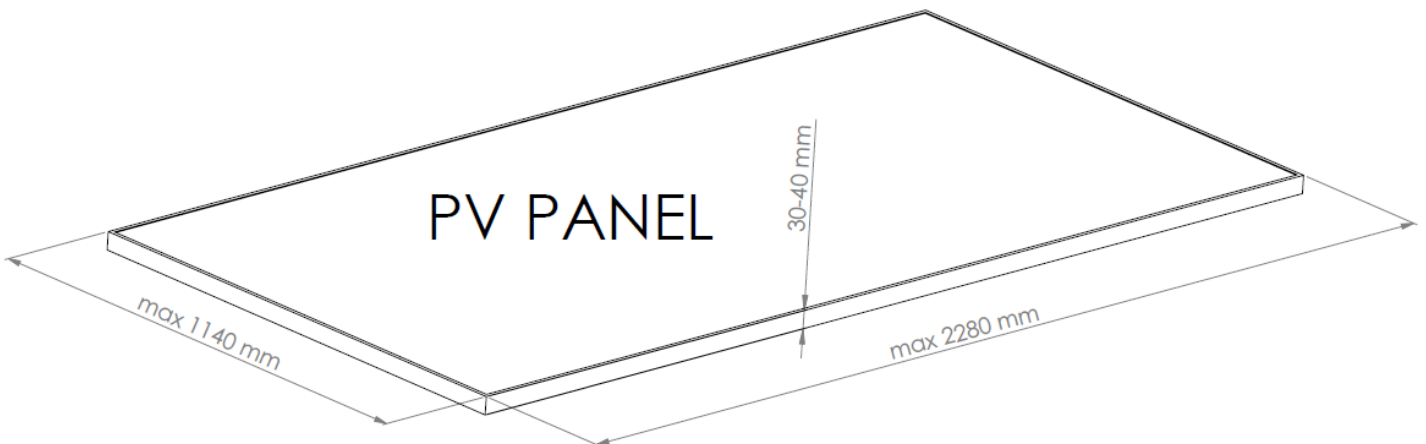
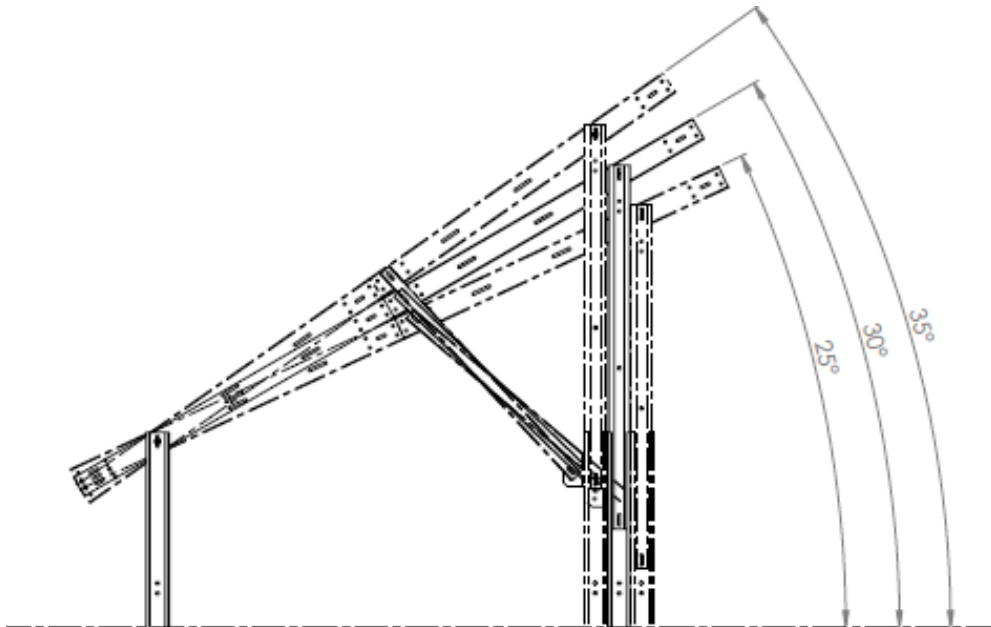
Χαρακτηριστική συνισταμένη πίεση: 2,086 kN/m<sup>2</sup>

### Σημαντικό:

Πριν από τη συναρμολόγηση, βεβαιωθείτε ότι η κατασκευή πληροί τις τοπικές απαιτήσεις, λαμβάνοντας υπόψη την έκθεση στις περιβαλλοντικές συνθήκες της συγκεκριμένης τοποθεσίας. Απαιτείται διαβούλευση με εξουσιοδοτημένο πολιτικό μηχανικό.

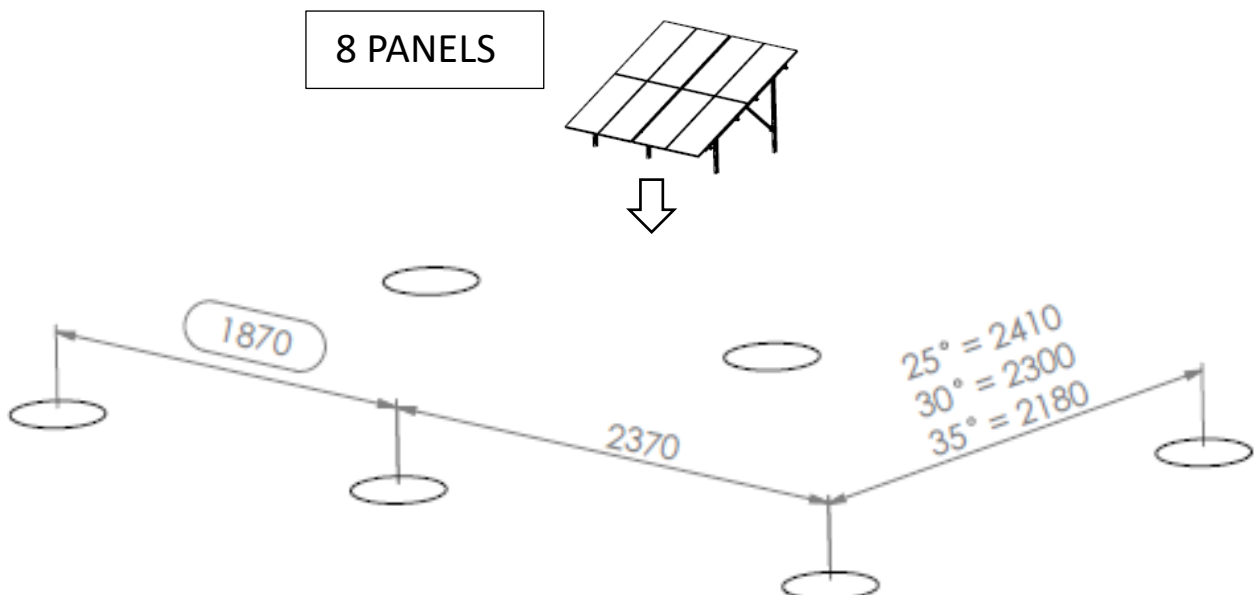
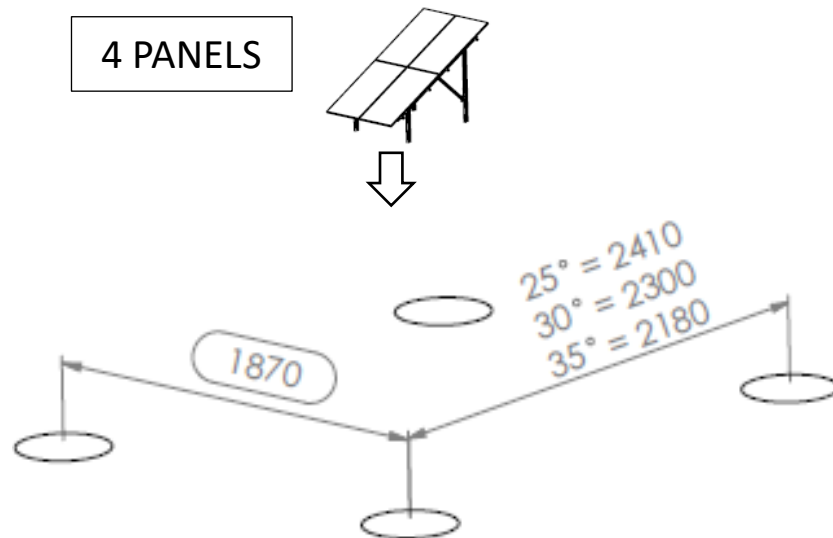
Instruction number
N2V_U-STRONG_V1
Release date
08.11.2024

# STEP1




	<b>N2V</b> U-STRONG	<b>MANUAL</b>	<b>WIND 28 m/s</b> <b>SNOW 1,6 kN/m<sup>2</sup></b>	Instruction number
				N2V_U-STRONG_V1
				Release date
				08.11.2024

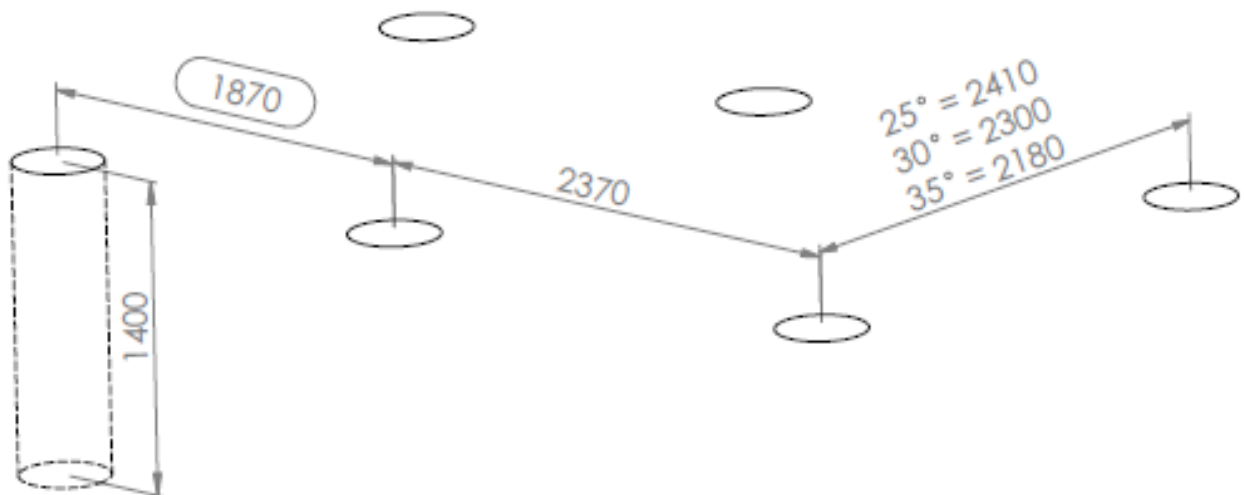
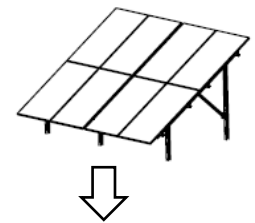
## STEP2






	<b>N2V</b> U-STRONG	<b>MANUAL</b>	<b>WIND 28 m/s</b> <b>SNOW 1,6 kN/m<sup>2</sup></b>	Instruction number
				N2V_U-STRONG_V1
				Release date
				08.11.2024

## STEP 3

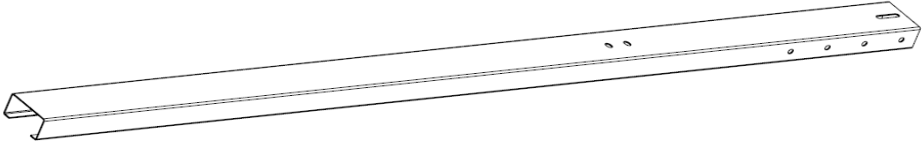

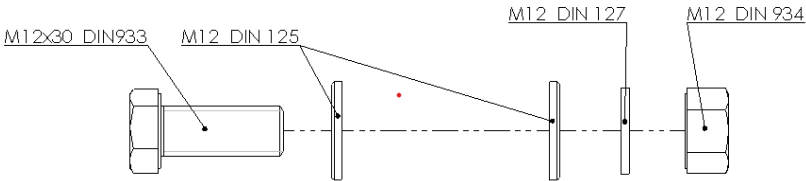


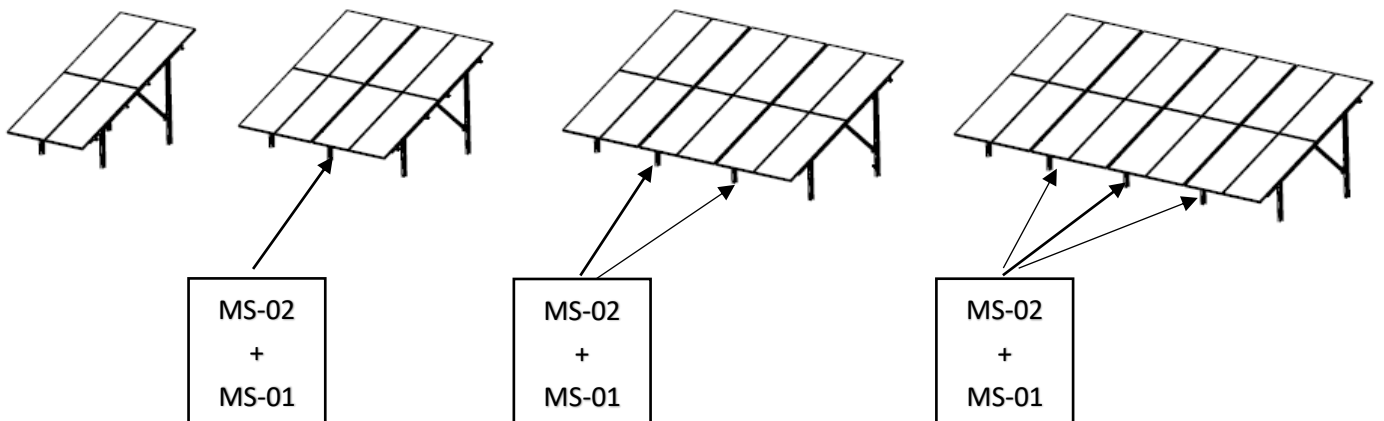
	<b>N2V</b> U-STRONG	<b>MANUAL</b>	<b>WIND 28 m/s</b> <b>SNOW 1,6 kN/m2</b>	Instruction number
				N2V_U-STRONG_V1
				Release date
				08.11.2024

## STEP 4

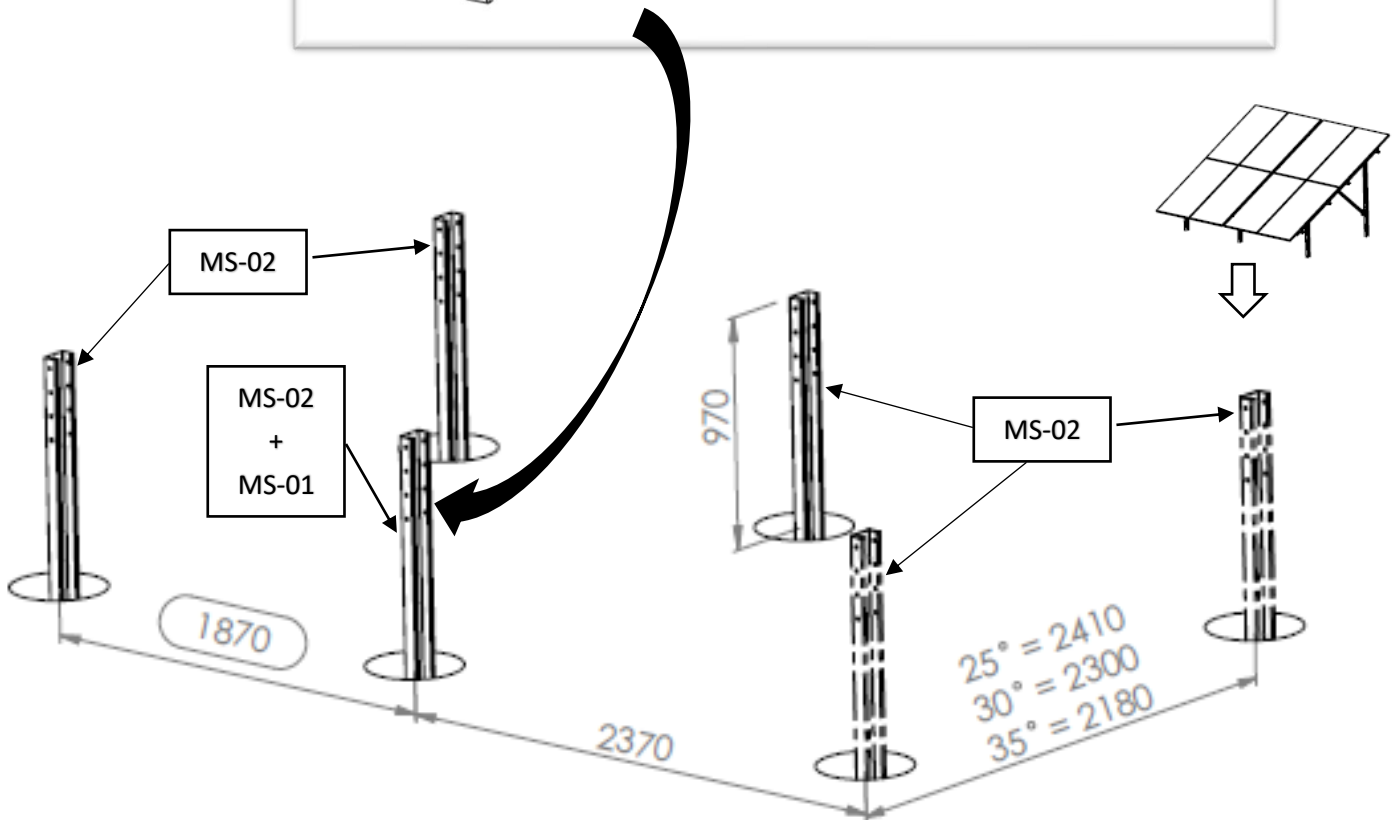
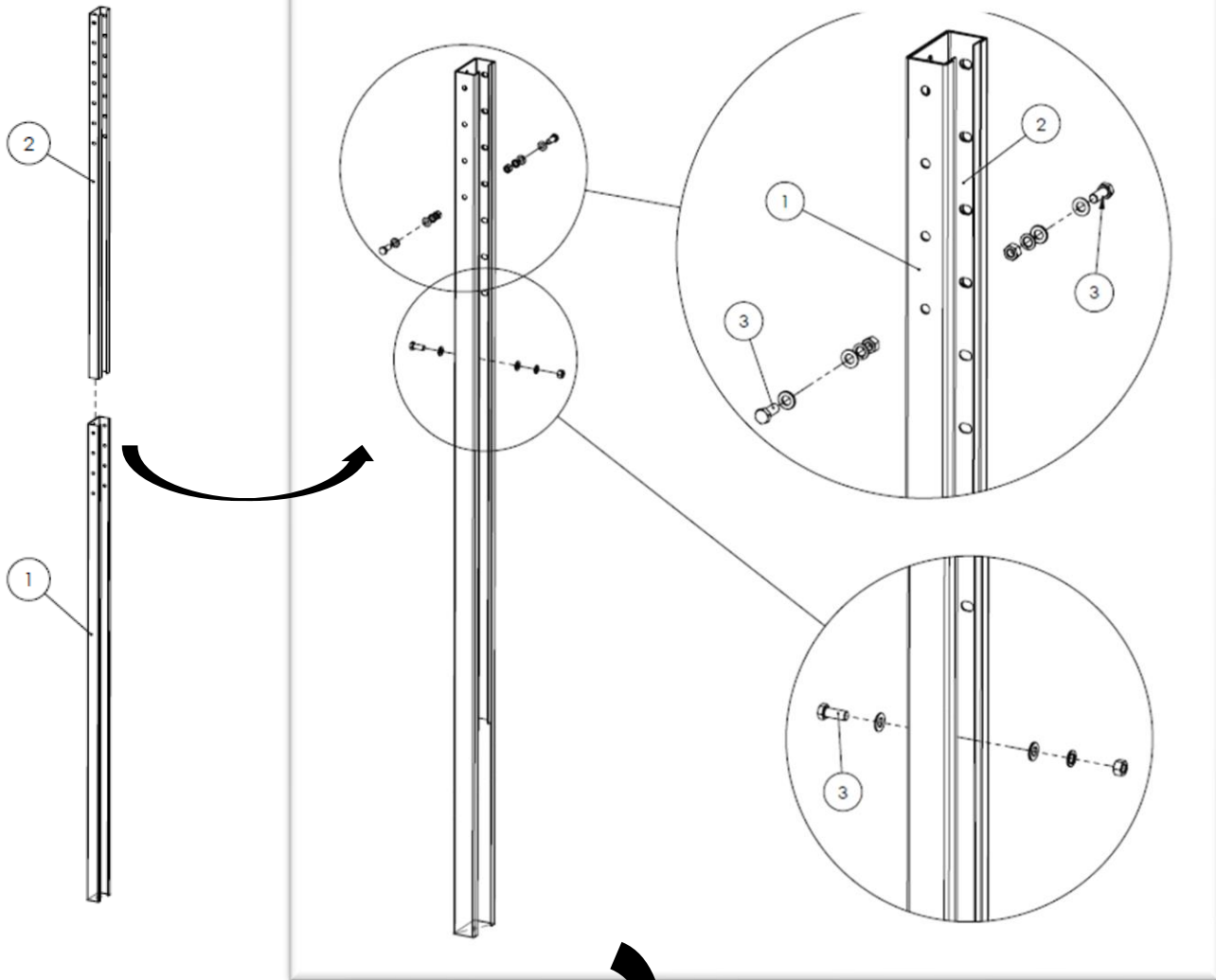



Concrete of class B20/25

<b>1</b>	<b>MS-02</b>	
<b>2</b>	<b>MS-01</b>	
<b>3</b>	<b>SET 1</b>	 <p>M12x30 DIN933    M12 DIN 125    M12 DIN 127    M12 DIN 934</p>



Instruction number
N2V_U-STRONG_V1
Release date
08.11.2024


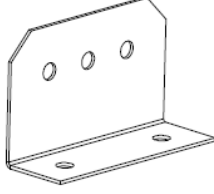
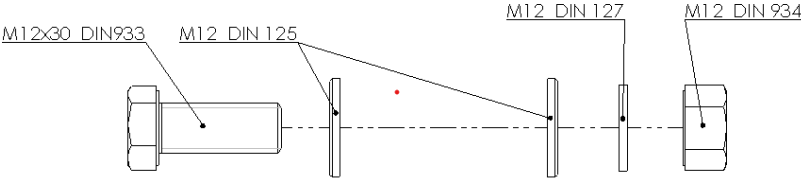


	<b>N2V</b> U-STRONG	<b>MANUAL</b>	<b>WIND 28 m/s</b> <b>SNOW 1,6 kN/m2</b>	Instruction number
				N2V_U-STRONG_V1
				Release date
				08.11.2024

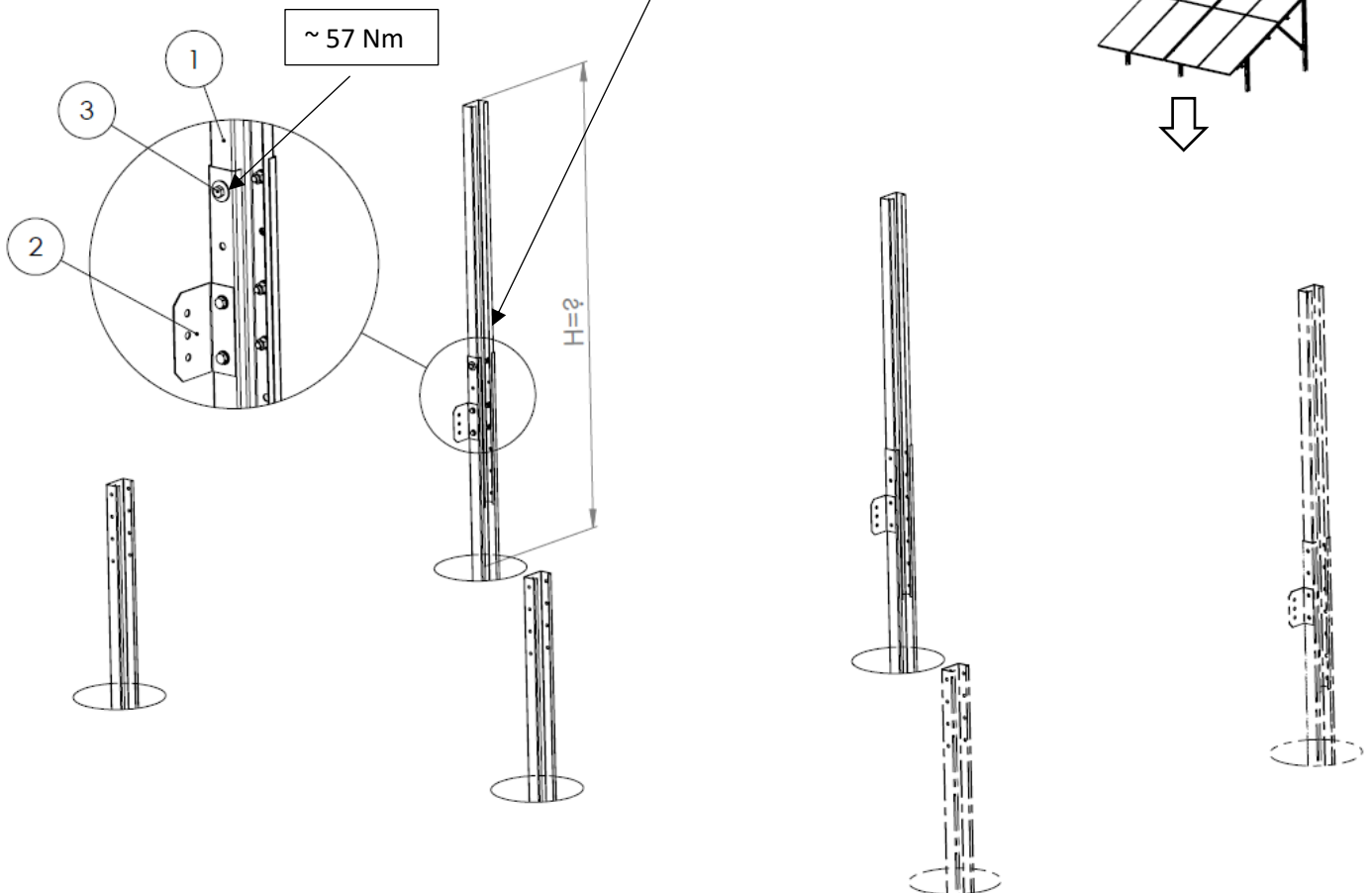
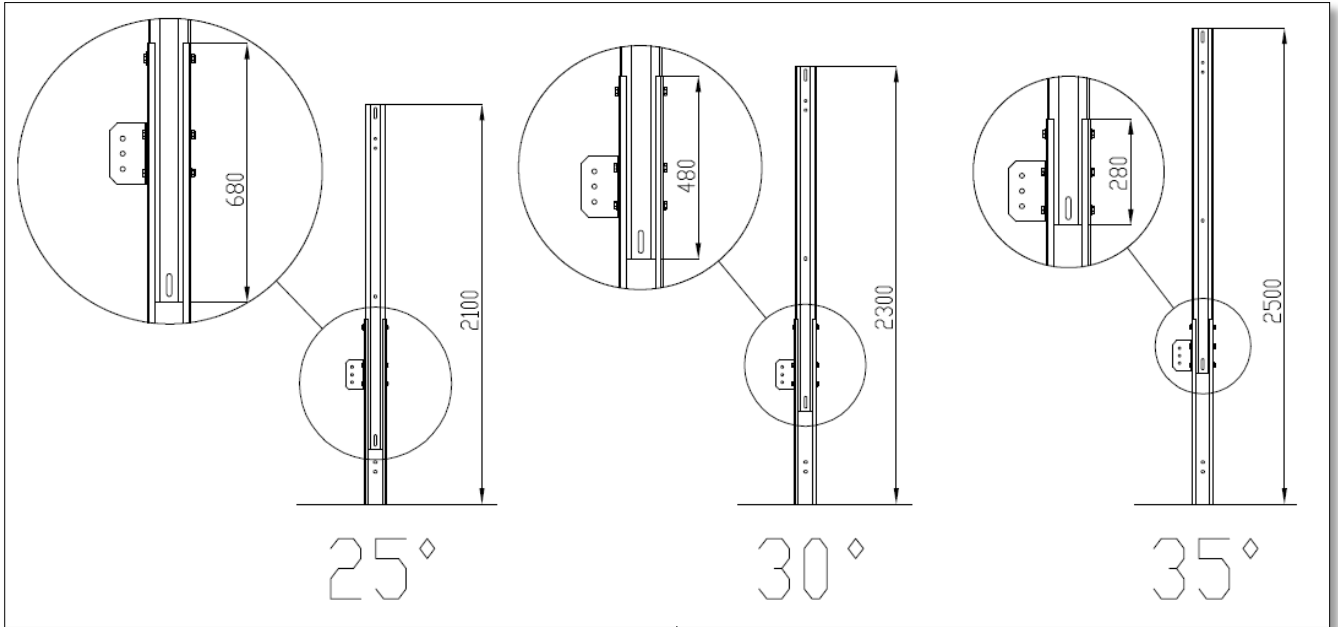
## STEP 5




A 19 mm

<b>1</b>	<b>MS-01</b>	
<b>2</b>	<b>MM-01</b>	
<b>3</b>	<b>SET 1</b>	

Instruction number
N2V_U-STRONG_V1
Release date
08.11.2024


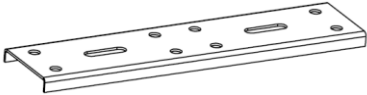
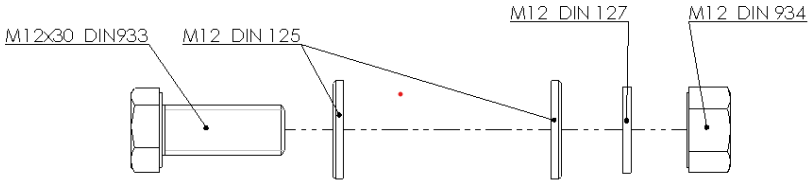
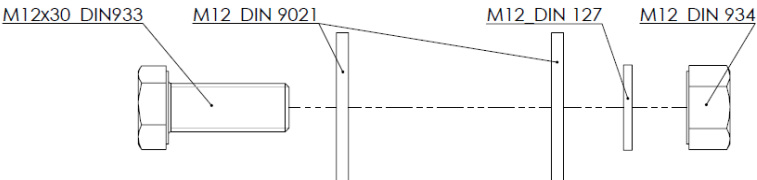


	<b>N2V</b> U-STRONG	<b>MANUAL</b>	<b>WIND 28 m/s</b> <b>SNOW 1,6 kN/m<sup>2</sup></b>	Instruction number
				N2V_U-STRONG_V1
				Release date
				08.11.2024

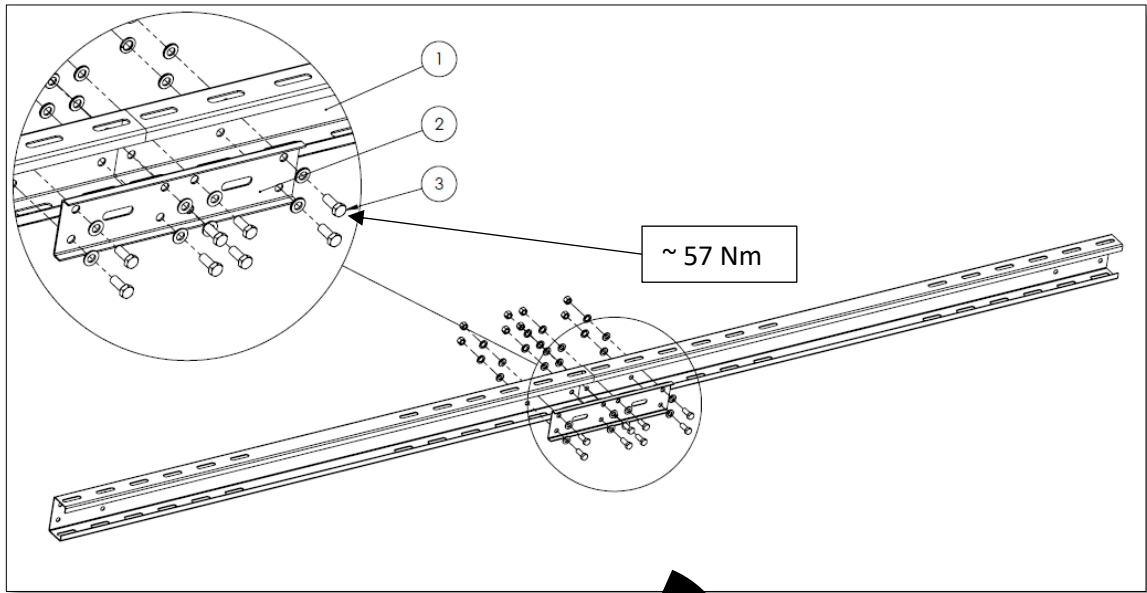
## STEP 6



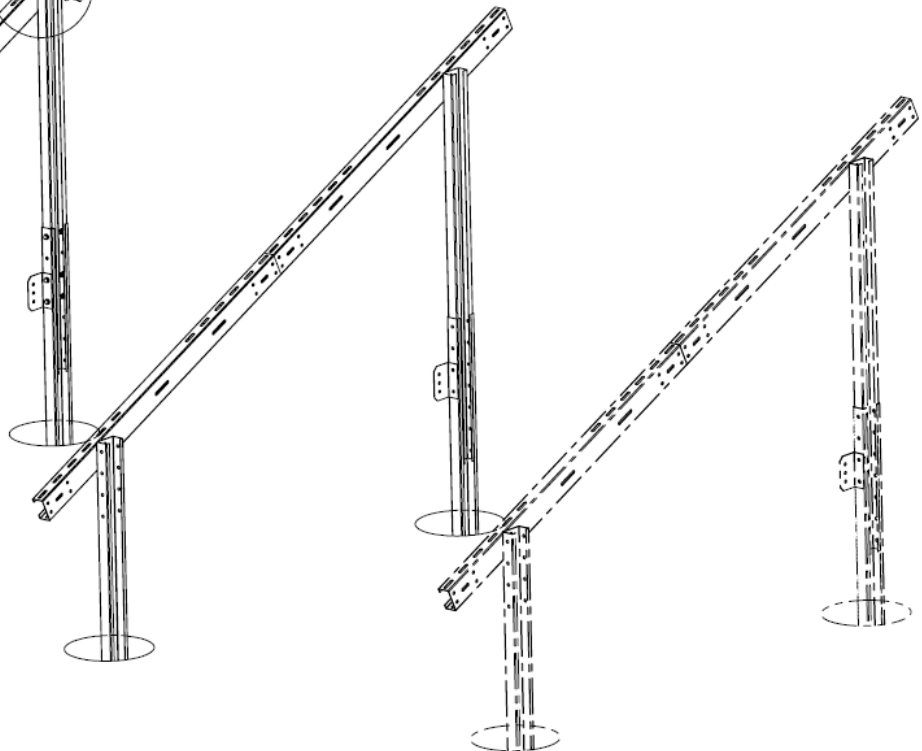
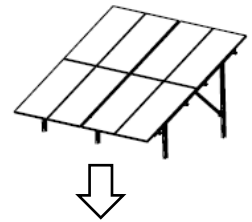
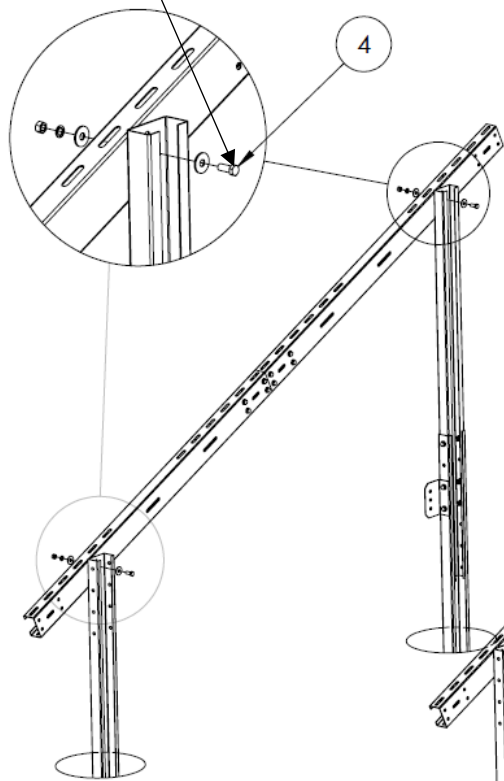
A 19 mm


<b>1</b>	<b>MR-01</b>	
<b>2</b>	<b>ML-01</b>	
<b>3</b>	<b>SET 1</b>	
<b>4</b>	<b>SET 2</b>	

Instruction number
N2V_U-STRONG_V1
Release date
08.11.2024



$\sim 57 \text{ Nm}$


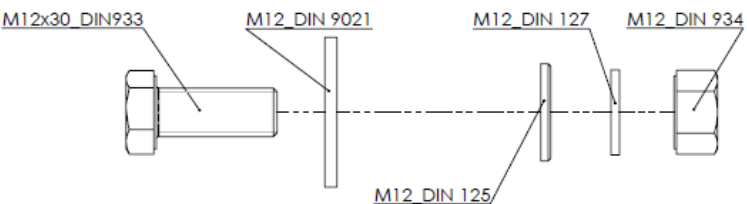
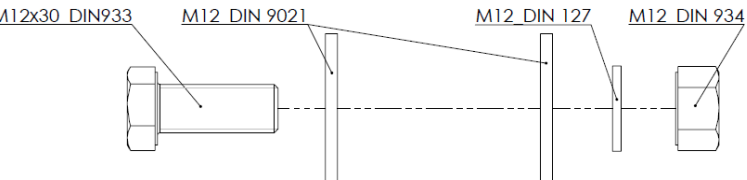


	<b>N2V</b> U-STRONG	<b>MANUAL</b>	<b>WIND 28 m/s</b> <b>SNOW 1,6 kN/m2</b>	Instruction number
				N2V_U-STRONG_V1
				Release date
				08.11.2024

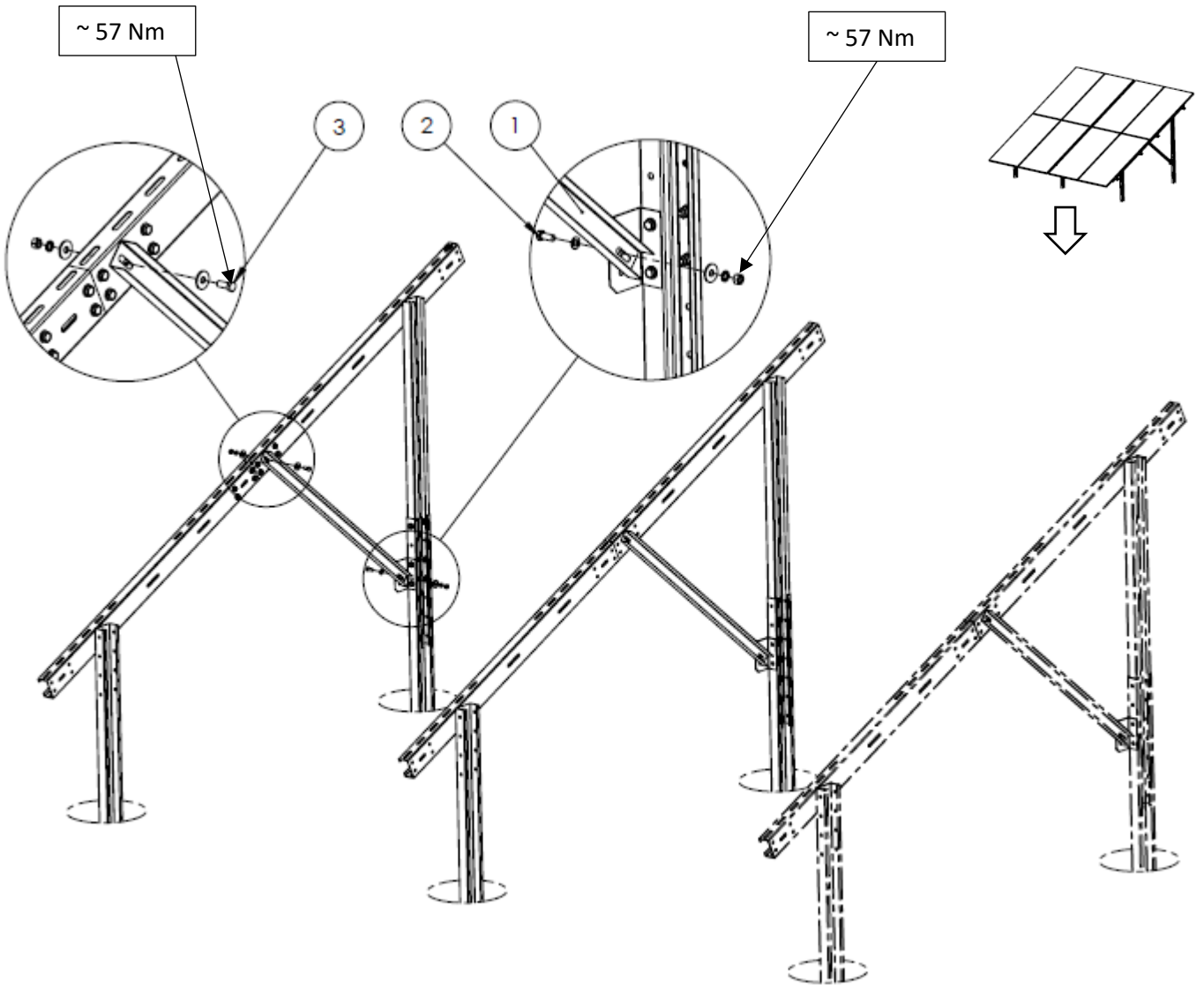
## STEP 7




A 19 mm

<b>1</b>	<b>MZ-01</b>	
<b>3</b>	<b>SET 2</b>	
<b>4</b>	<b>SET 3</b>	

Instruction number
N2V_U-STRONG_V1
Release date
08.11.2024


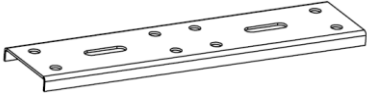
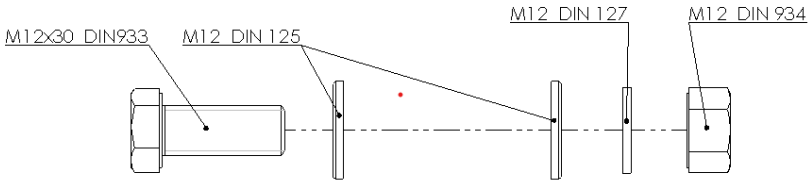
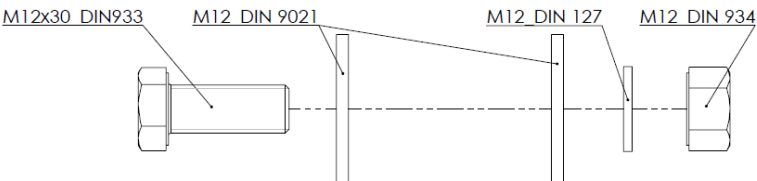


	<b>N2V</b> U-STRONG	<b>MANUAL</b>	<b>WIND 28 m/s</b> <b>SNOW 1,6 kN/m<sup>2</sup></b>	Instruction number
				N2V_U-STRONG_V1
				Release date
				08.11.2024

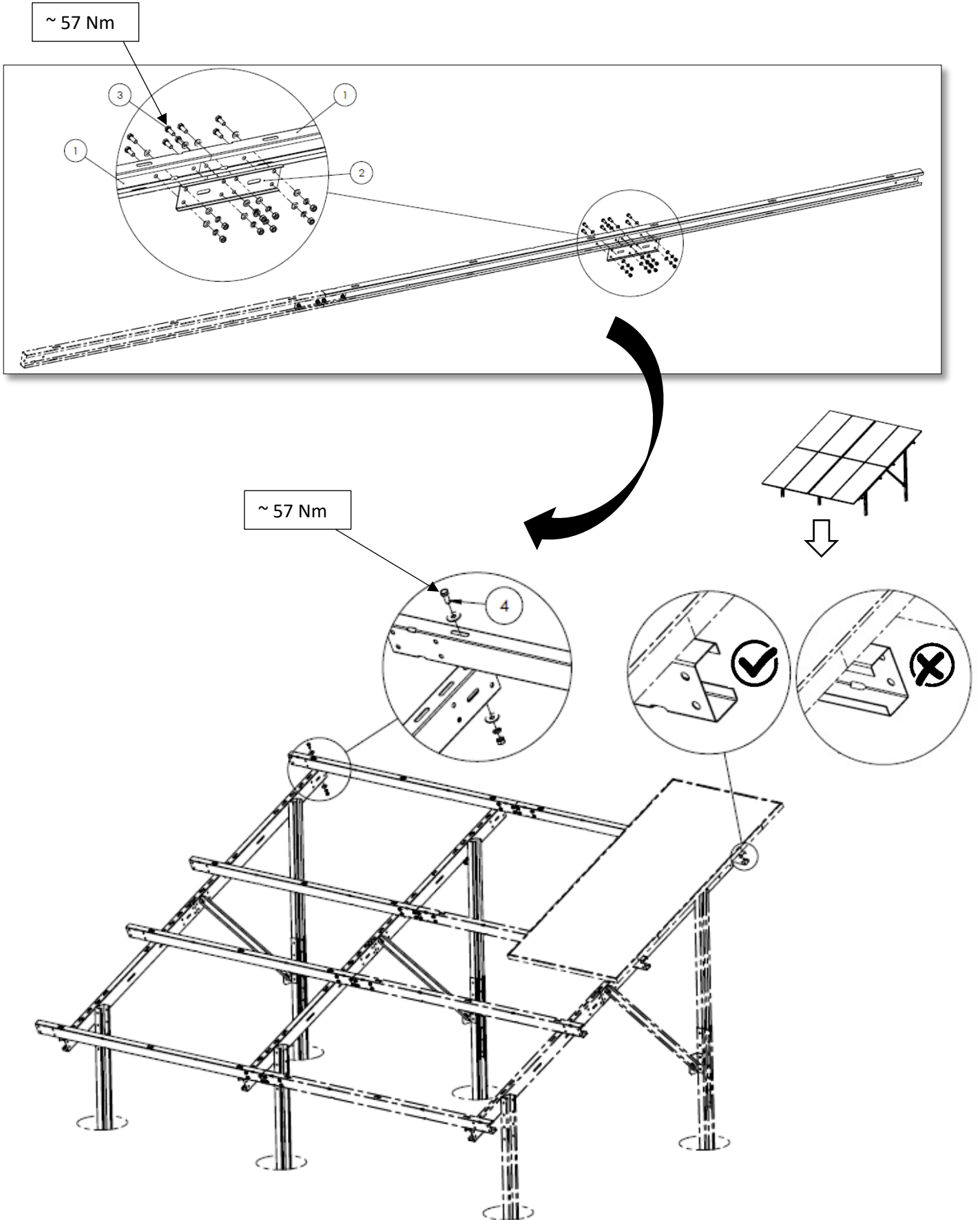
## STEP 8




A 19 mm

<b>1</b>	<b>MP-01</b>	
<b>2</b>	<b>ML-01</b>	
<b>3</b>	<b>SET 1</b>	
<b>4</b>	<b>SET 2</b>	

Instruction number
N2V_U-STRONG_V1
Release date
08.11.2024

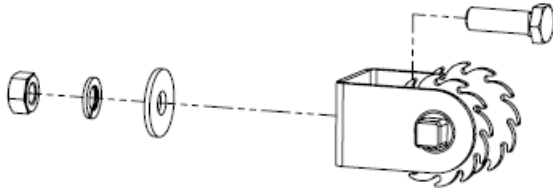




	<b>N2V</b> U-STRONG	<b>MANUAL</b>	<b>WIND 28 m/s</b> <b>SNOW 1,6 kN/m<sup>2</sup></b>	Instruction number
				N2V_U-STRONG_V1
				Release date
				08.11.2024

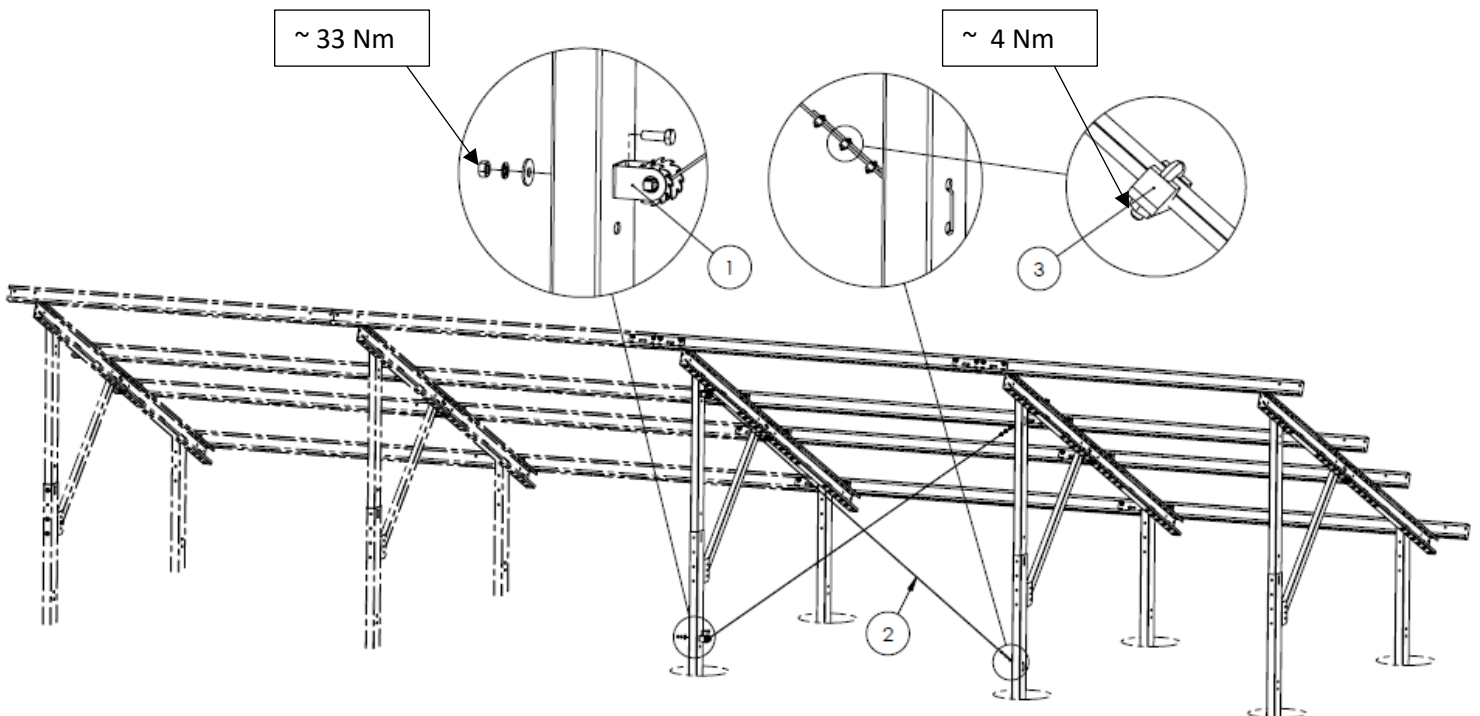
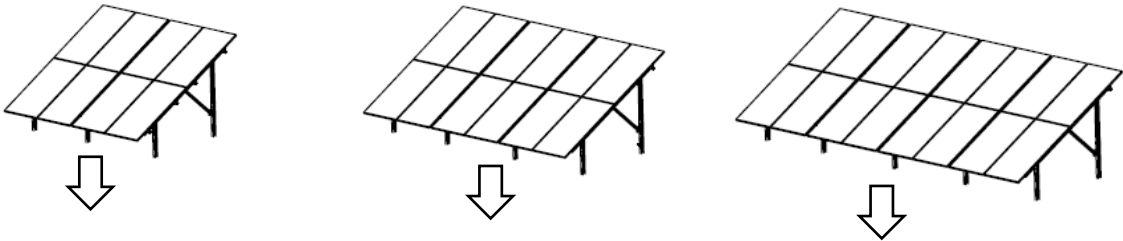
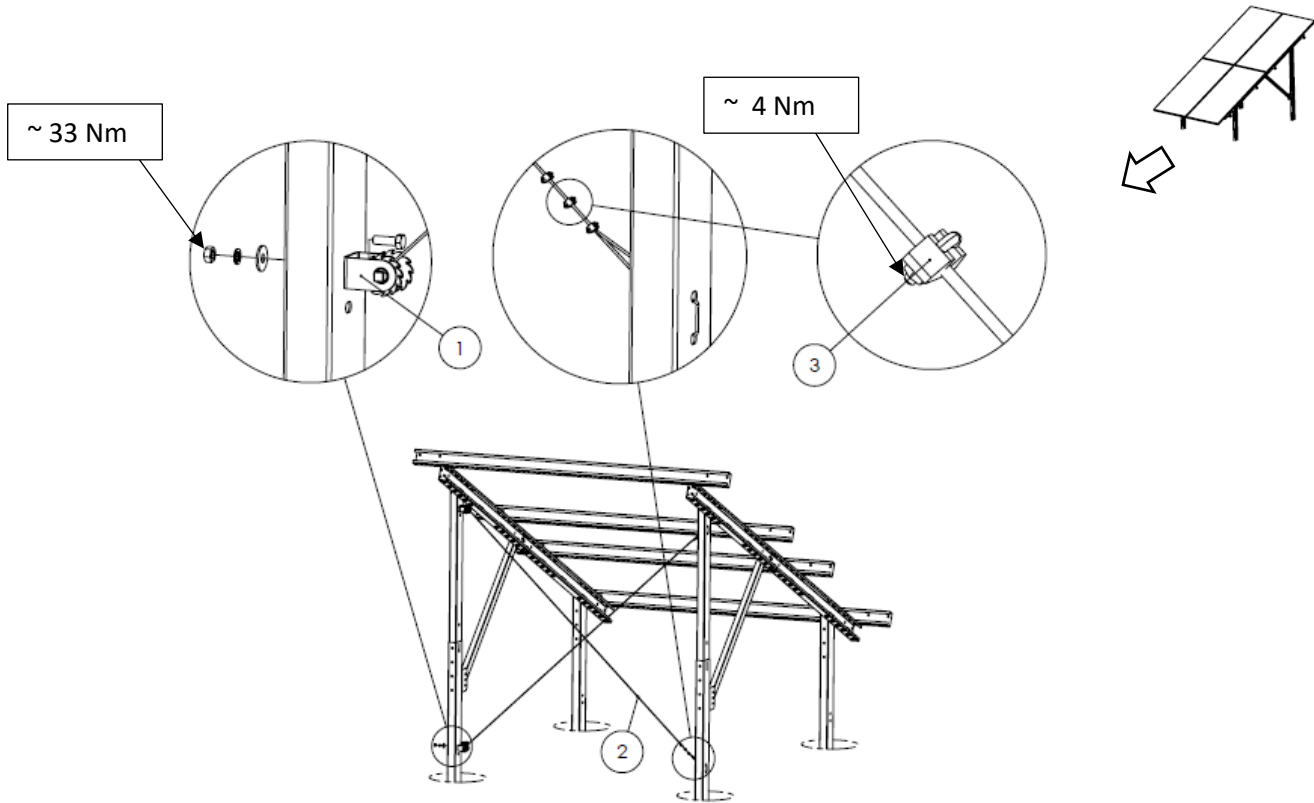
## STEP 9




A 17 mm  
A 6 mm

<b>1</b>	<b>NT-01</b>	
<b>2</b>	<b>STEEL CABLE</b>	
<b>3</b>	<b>U-BOLT CLAMP</b>	

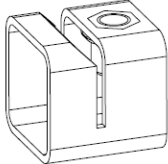
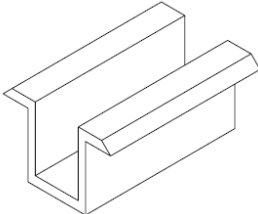
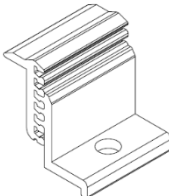


Instruction number
N2V_U-STRONG_V1
Release date
08.11.2024



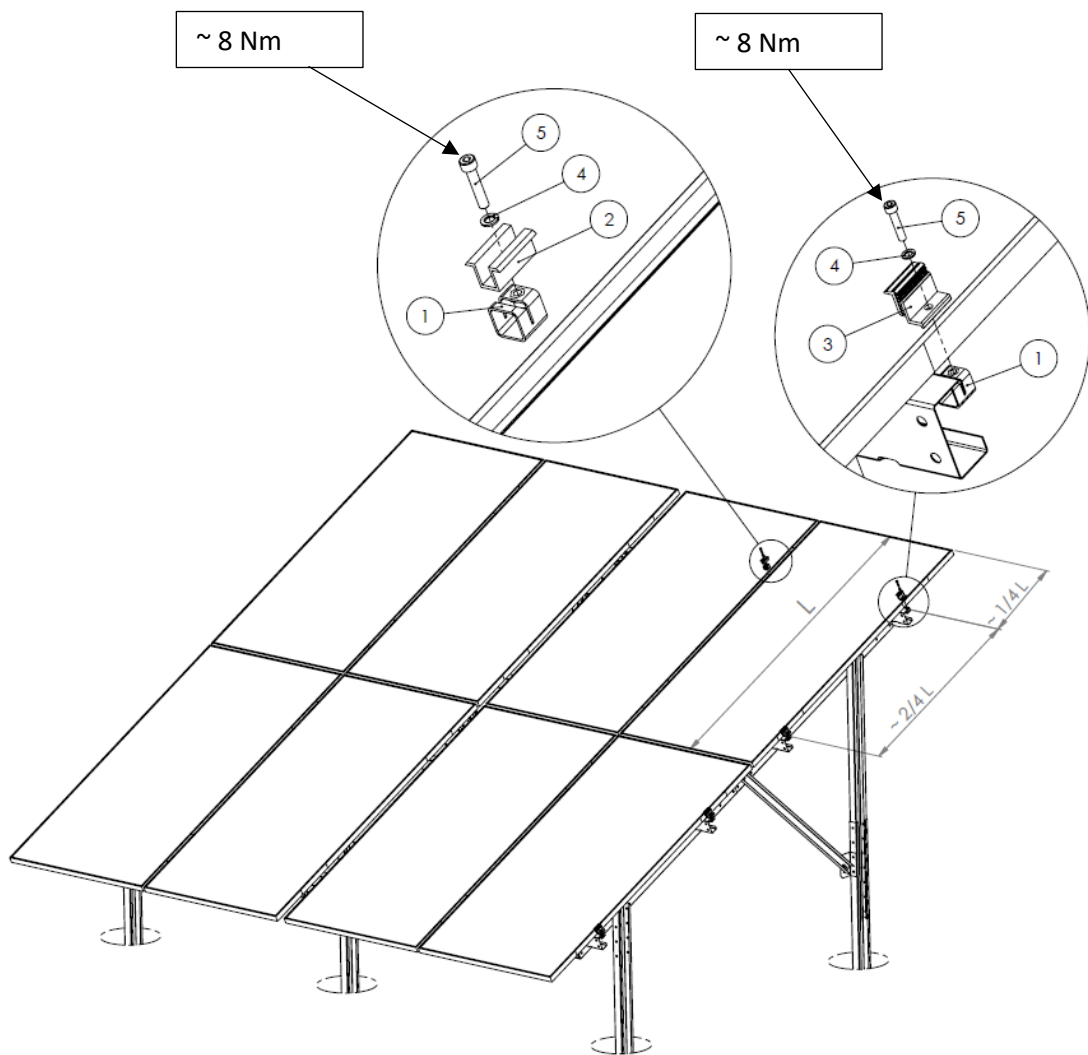
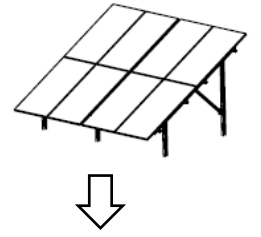
	<b>N2V</b> U-STRONG	<b>MANUAL</b>	<b>WIND 28 m/s</b> <b>SNOW 1,6 kN/m2</b>	Instruction number
				N2V_U-STRONG_V1
				Release date
				08.11.2024


## STEP 10



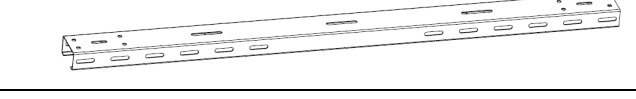
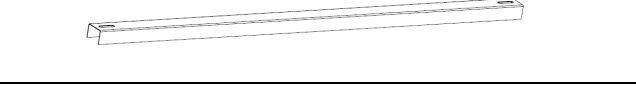

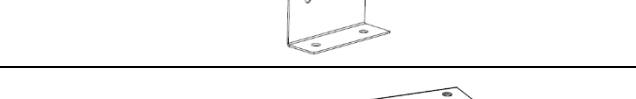
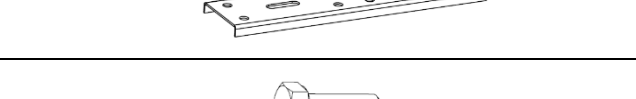
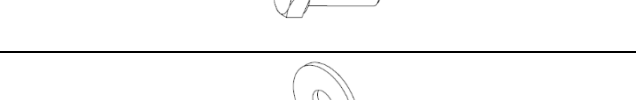
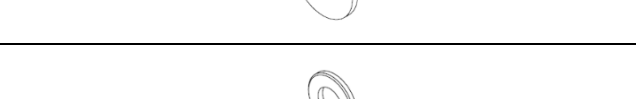
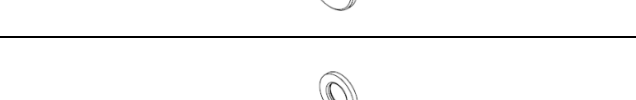

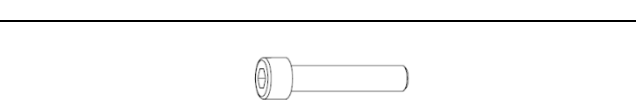
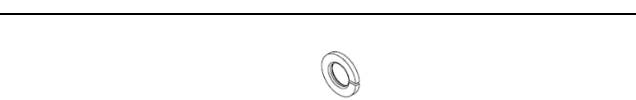




<b>1</b>	<b>ZU1</b>	
<b>2</b>	<b>CLAMP</b>	
<b>3</b>	<b>END CLAMP</b>	
<b>4</b>	<b>M8 DIN 127</b>	
<b>5</b>	<b>M8x40 DIN 912</b>	


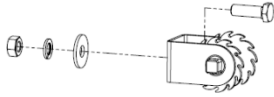



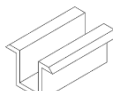



Instruction number
N2V_U-STRONG_V1
Release date
08.11.2024



	<b>N2V</b> U-STRONG	<b>MANUAL</b>	<b>WIND 28 m/s</b> <b>SNOW 1,6 kN/m<sup>2</sup></b>	Instruction number
				N2V_U-STRONG_V1
				Release date
				08.11.2024


NR.		QUANTITY [pcs]							
		4 pannels		8 pannels		12 pannels		16 pannels	
MS-02		4		6		8		10	
MS-01		2		4		6		8	
MR-01		4		6		8		10	
MZ-01		2		3		4		5	
MP-01		4		8		12		16	
MM-01		2		3		4		5	
ML-01		2		7		12		17	
M12x30 DIN 933		44		101		158		215	
M12 DIN 9021		30		45		60		75	
M12 DIN 125		58		157		256		355	
M12 DIN 127		44		101		158		215	
M12 DIN 934		44		101		158		215	
M8x40 DIN 912		12		20		28		36	
M8 DIN 127		12		20		28		36	

	<b>N2V</b> U-STRONG	<b>MANUAL</b>	<b>WIND 28 m/s</b> <b>SNOW 1,6 kN/m<sup>2</sup></b>	Instruction number
				N2V_U-STRONG_V1
				Release date
				08.11.2024

NR.		QUANTITY [pcs]							
		4 pannels		8 pannels		12 pannels		16 pannels	
U-BOLT CLAMP		6		6		6		6	
NT-01		2		2		2		2	
STEEL CABLE	L=3,5 m 	2		2		2		2	
ZU1		12		20		28		36	
END CLAMP		8		8		8		8	
CLAMP		4		12		20		28	
MANUAL		1		1		1		1	
CE MARKING		1		1		1		1	
DECLARATION OF CONFIRMITY		1		1		1		1	

.....  
Packer's Signature

.....  
Date

 <b>SYNERGA</b>	<b>N2V</b> U-STRONG	<b>MANUAL</b>	<b>WIND 28 m/s</b> <b>SNOW 1,6 kN/m<sup>2</sup></b>	Instruction number
				N2V_U-STRONG_V1
				Release date
				08.11.2024

# DECLARATION OF PERFORMANCE

No. SYNERGA 01/2021

<b>1. Product</b>	Construction Set: Photovoltaic Mounting Structure N2V according to the specification dated .....
<b>2. Intended Use</b>	In accordance with the assembly manual N2V_U-STRONG_V1
<b>3. Place of Production</b>	SYNERGA POLSKA Ul. Ustronna 45 93-350 Łódź, Polska
<b>4. Assessment and Verification System of Performance Consistency:</b>	System 2+
<b>5. Harmonized Standard</b>	EN 1090-1:2009+A1:2011
<b>Notified Body</b>	TUV Thuringen Polska sp. z o.o. id: 2827
<b>Certificate Number:</b>	2827-CPR-PW01-1-1769-0311.24.00

## 6. Declared Performance Characteristics:

<b>Essential Characteristics</b>	<b>Performance Properties</b>
<b>Construction Class</b>	EXC1
<b>Dimensional Tolerances</b>	Class 1 according to EN 1090-2
<b>Weldability</b>	S350GD
<b>Crack Resistance</b>	NPD
<b>Fatigue Strength</b>	NPD
<b>Load-Bearing Capacity</b>	According to N2V design
<b>Deformation at Serviceability Limit State</b>	According to N2V design
<b>Reaction to Fire</b>	A1 (unpainted structure)
<b>Fire Resistance</b>	NPD
<b>Cadmium and its Compounds Content</b>	NPD
<b>Radioactive Substances Content</b>	NPD
<b>Durability</b>	In accordance with the N2V design

The performance characteristics of the product specified above are consistent with the declared set of performance properties. This declaration of performance is issued in accordance with Regulation (EU) No 305/2011 under the sole responsibility of the manufacturer specified above.

.....  
On behalf of the manufacturer  
[Name, Surname, Position]

.....  
Date and Place of Issue





**2827**

**SYNERGA POLSKA Sp. z o.o.**  
**Ul. Dolna 59**  
**98-160 Sędziejowice 24**  
**24**  
**2827-CPR-PW01-1-1769-0311.24.00**

**EN 1090-1:2009+A1:2011**

Photovoltaic Mounting Structure N2V

**Dimensional Tolerance:** Class 1 according to EN1090-2,

**Weldability:** S350GD

**Resistance to Brittle Fracture:** NPD

**Reaction to Fire:** A1 according to EN 13501-1

**Cadmium Emission:** NPD

**Radioactivity:** NPD

**Durability:** In accordance with the N2V design and specification issued on .....

**Structural Characteristics:**

**Structural Characteristics:** NPD

**Load-Bearing Capacity:** Design and calculations according to EN 1993-1 No. N2V

**Fire Resistance:** NPD

**Fatigue Strength:** NPD

**Execution:** According to EN 1090-2

**Execution Class:** EXC1